



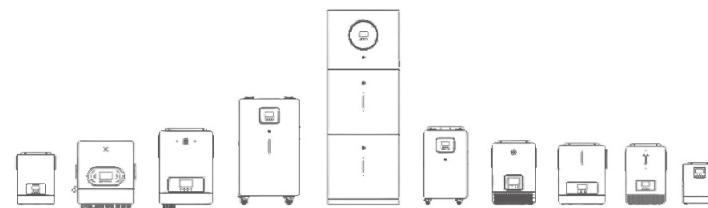
EME TECH

Solar Inverter Solar Panel Solutions



EME TECH

Tel: +86 755 83037162
+86 755 82953083
Email: info@emetechsolar.com



Solar inverter

--On Grid Off grid and Hybrid Solutions

— Powered by

GROWATT

 solis




EME TECH CO.,LTD

Liuhe Commercial Plaza, No.168, Shenshan Road, Pingshan, Shenzhen, China

WIT 50-100kW Hybrid Inverter

(WIT 50-100K-H, WIT 50-100K-HU)

- Scalable system configuration, extend to 300kW
- Support UPS function and black start
- 100% unbalanced load when backup
- 110% continuous AC overloading capacity
- Support remote control of DG
- Multiple MPPTs input
- Grid-support functions



Preliminary Version

P O W E R
- I N G
T O M O -
R R O W O

GROWATT

Hybrid Solar Inverter

| Datasheet | WIT 50K-H WIT 50K-HU | WIT 63K-H WIT 63K-HU | WIT 75K-H WIT 75K-HU | WIT 100K-H WIT 100K-HU |
|---|-------------------------|---|---|---------------------------|
| Input Data (PV) | | | | |
| Max. recommended PV power(for module STC) | 109.2kW | 124.8kW | 156kW | 156kW |
| Start voltage | | | 195V | |
| Max. input voltage | | | 1100V | |
| Max. open circuit voltage of PV* | | | 1000V | |
| MPPT nominal voltage/range | | | 550V,180V~800V | |
| Max. input current per MPPT tracker | | | 32A | |
| Max. short-circuit current per MPPT tracker | | | 40A | |
| No. of PV strings per MPPT tracker | | | 2 | |
| No. of MPPT trackers | 7 | 8 | 10 | 10 |
| Output Data (AC) | | | | |
| AC nominal power | 50kW | 63kW | 75kW | 100kW |
| Max. AC apparent power | 55kVA | 69.3kVA | 82.5kVA | 110kVA |
| Nominal AC voltage/range | | | 380/400/415V~15%~+10% | |
| Nominal AC grid frequency/range | | | 50/60Hz,45~55Hz/55~65Hz | |
| Max. output current | 83.3A | 105A | 125A | 166.7A |
| Adjustable power factor | | | -1...+1 | |
| THDi | | | <3% (@100% load) | |
| AC grid connection type | | | | |
| Input Data (AC) | | | | |
| AC nominal power | 50kW/100kW | 63kW/126kW | 75kW/150kW | 100kW/200kW |
| Max. AC apparent power | 55kVA/100kVA | 69.3kVA/126kVA | 82.5kVA/150kVA | 110kVA/200kVA |
| Nominal AC voltage/range | | | 380/400/415V~15%~+10% | |
| Nominal AC grid frequency/range | | | 50/60Hz,45~55Hz/55~65Hz | |
| Max. input current | 83.3A/151.5A | 105A/190.9A | 125A/227.3A | 166.7A/303A |
| Battery Data (DC) | | | | |
| Continuous charging and discharging power | 56.7kW | 71.4kW | 85.1kW | 113.5kW |
| Battery voltage range | | 600~1000V (for 3P3V) / 680~1000V (for 3P4V) | | |
| Recommended battery voltage | | 768V | | |
| Max charging and discharging current | 83.3A | 105A | 125A | 167A |
| BMS communication | | | RS485/CAN | |
| Backup Power (AC)*2 | | | | |
| Rated AC output power | 50kW | 63kW | 75kW | 100kW |
| Max. AC apparent power | 60kVA | 75.6kVA | 90kVA | 120kVA |
| Rated AC output voltage | | 220V/230V/240V(L-N),380V/400V/415V(L-L) | | |
| Nominal AC output frequency | | | 50/60 Hz | |
| Load connection | | | 3P3W+PE/3P4W+PE | |
| Max. output current | 90.9A | 114.5A | 136.4A | 181.8A |
| THDv | | | <3% (Linear load) | |
| Load unbalance | | | 100% three-phase unbalanced | |
| Overload capacity | | | ≤110%: Continues; 110%~120%: <10min; >120%: 200ms | |
| On/off grid transfer time | | | ≤20ms | |
| Efficiency | | | | |
| Max. efficiency | | | 98.2% | |
| Protection Devices | | | | |
| PV reverse polarity protection | | | Yes | |
| Battery reverse protection | | | Yes | |
| AC/DC surge protection | | | Type II | |
| Insulation resistance monitoring | | | Yes | |
| Ground fault monitoring | | | Yes | |
| Grid monitoring | | | Yes | |
| Residual-current monitoring unit | | | Yes | |
| AC short-circuit protection | | | Yes | |
| Strings monitoring | | | Yes | |
| Anti-islanding protection | | | Yes | |
| PID protection | | | Yes | |
| AFCI function | | | Opt | |
| General | | | | |
| Weight | 153kg | 153kg | 820/1350/510mm | 160kg |
| Operating temperature range | | | -30 °C~60 °C (> 50°C, derating) | 160kg |
| Relative humidity | | | 0~100% | |
| Altitude | | | 4000m | |
| Topology | | | Transformerless | |
| Cooling | | | Smart air cooling | |
| IP degree | | | IP66 | |
| Display | | | OLED+LED/WIFI+APP | |
| Interfaces: RS485/CAN/USB | | | Yes | |
| Interfaces: WIFI/LAN | | | Opt | |
| Warranty (5/10 years) | | | Yes/Opt | |

EN 62920-2017, IEC/EN 62477-1, IEC/EN 62109-1, IEC/EN 62109-2, IEC 62116, IEC 61727, G99:2020, EN 50549-1, VDE 4105, NRS 097-2-1

*1 The maximum open circuit voltage of PV string must be lower than the maximum input voltage of the battery system connected to the inverter.
*2 The parameter of backup power is only available for WIT 50-100K-HU model.

* SHENZHEN GROWATT NEW ENERGY CO.,LTD All rights reserved. All specifications are subject to change without notice.

SPM 3000~6000TL-HU

- UPS function, 10ms transition
- 1.5 DC/AC ratio with 2 MPPTs
- Up to 140A charging/discharging current
- Support DC-coupled, AC-coupled, AC-retrofit applications
- Type II Surge protection for DC and AC sides
- Support charge from diesel generator
- Support up to 6 units in parallel
- Support form a 400V three-phase system



P O W E R
- I N G
T O M O -
R R O W O

Hybrid Solar Inverter

| Datasheet | SPM 3000TL-HU | SPM 3600TL-HU | SPM 4000TL-HU | SPM 4600TL-HU | SPM 5000TL-HU | SPM 5500TL-HU | SPM 6000TL-HU |
|---|---------------|---------------|---------------|-----------------------------------|---------------|---------------|---------------|
| Input data (DC) | | | | | | | |
| Max. recommended PV power (for module STC) | 4500W | 5400W | 6000W | 6900W | 7500W | 8250W | 9000W |
| Max. input power for single MPPT | | | | 4500W | | | |
| Max. DC voltage | | | | 600V | | | |
| Start voltage | | | | 130V | | | |
| MPPT voltage range | | | | 150V-550V | | | |
| No. of MPPT trackers | | | | 2 | | | |
| No. of PV strings per MPPT tracker | | | | 1 | | | |
| Max. input current per MPPT tracker | | | | 22A | | | |
| Max. short-circuit current per MPPT tracker | | | | 27.5A | | | |
| AC input data (AC) | | | | | | | |
| Nominal AC input power | 3000W | 3600W | 4000W | 4600W | 5000W | 5500W | 6000W |
| Nominal input voltage | | | | 220V/230V/240V | | | |
| Nominal input current | 13.1A | 15.7A | 17.4A | 20A | 21.8A | 24A | 26.1A |
| Max. grid passthrough current | 16.6A | 20A | 22.2A | 25.5A | 27.7A | 30.5A | 33.3A |
| Max. generator input power | | | | 9200W | | | |
| Output data (AC) | | | | | | | |
| AC nominal power | 3000W | 3600W | 4000W | 4600W | 5000W | 5500W | 6000W |
| Max. AC apparent power | 3000VA | 3600VA | 4000VA | 4600VA | 5000VA | 5500VA | 6000VA |
| Nominal AC voltage (range*) | | | | 220V/230V/240V | | | |
| AC grid frequency (range*) | | | | 50Hz/60Hz | | | |
| Max. output current | 13.1A | 15.7A | 17.4A | 20A | 21.8A | 24A | 26.1A |
| Adjustable power factor | | | | 0.8leading...0.8lagging | | | |
| THDi | | | | <3% | | | |
| Battery data (DC) | | | | | | | |
| Battery voltage range | | | | 40~60V | | | |
| Max charging and discharging current | 70A | 90A | 100A | 110A | 120A | 130A | 140A |
| Continuous charging and discharging power | 3000W | 3600W | 4000W | 4600W | 5000W | 5500W | 6000W |
| Type of battery | | | | Lithium battery/Lead-acid battery | | | |
| Backup power (AC) | | | | | | | |
| AC nominal output power | 3000W | 3600W | 4000W | 4600W | 5000W | 5500W | 6000W |
| Nominal AC output voltage | | | | 230V single phase | | | |
| Nominal AC output frequency | | | | 50/60Hz | | | |
| Switch time | | | | <10ms | | | |
| Overload capability | | | | 200% Full Load@5S | | | |
| Efficiency | | | | | | | |
| Peak efficiency | | | | 98.10% | | | |
| Europe efficiency | | | | 97.60% | | | |
| MPPT efficiency | | | | 99.00% | | | |
| Protection devices | | | | | | | |
| PV switch | | | | Yes | | | |
| AC over current protection | | | | Yes | | | |
| AC over voltage protection | | | | Yes | | | |
| Ground fault monitoring | | | | Yes | | | |
| Grid monitoring | | | | Yes | | | |
| Anti-islanding protection | | | | Yes | | | |
| Residual-current monitoring unit | | | | Yes | | | |
| Insulation resistance monitoring | | | | Yes | | | |
| Surge protection | | | | DC Type II / AC Type II | | | |
| General data | | | | | | | |
| Max stackable number | | | | 6 | | | |
| Dimensions (W / H / D) | | | | 330/580/232mm | | | |
| Weight | | | | 26kg | | | |
| Operating temperature range | | | | -25~60°C, >45°C Derating | | | |
| Noise emission (typical) | | | | ≤ 30 dB(A) | | | |
| Self-Consumption | | | | < 60 W | | | |
| Topology | | | | Transformerless | | | |
| Cooling | | | | Natural | | | |
| Protection degree | | | | IP65 | | | |
| Relative humidity | | | | 0~100% | | | |
| Altitude | | | | < 2000m | | | |
| Display | | | | LCD touch screen | | | |
| Interfaces: RS485/CAN/USB | | | | Yes | | | |
| Communication | | | | WiFi/LAN | | | |
| Warranty | | | | 5 years | | | |

EN50549, CE-EMC, CE-LVD, IEC62116, IEC61727

* SHENZHEN GROWATT NEW ENERGY CO.,LTD All rights reserved. Subject to change without notice.

SPF 6000 ES Plus

- Plug-and-Play terminal for PV port
- Dual MPP trackers
- Maximum PV input voltage up to 500VDC
- Configurable grid or solar input priority
- Parallel for scalability
- Dust-proof filter for harsh environment
- Two AC input terminals with integrated transfer switch



P O W E R
- I N G
T O M O -
R R O W O

GROWATT

— Off grid Solar Inverter

| Datasheet | SPF 6000 ES Plus |
|--|---|
| Battery Voltage | 48VDC |
| Battery type | Lithium/Lead-acid |
| Inverter Output | |
| Rated Power | 6000VA/6000W |
| Parallel Capability | Yes, 6 units maximum |
| AC Voltage Regulation (Battery Mode) | 230VAC ± 5% @ 50/60Hz |
| Surge Power | 12000VA |
| Efficiency (Peak) | 93% |
| Waveform | Pure sine wave |
| Transfer Time | 10ms typical, 20ms Max |
| Solar Charger | |
| Maximum PV Array Power | 8000W |
| MPP Range @ Operating Voltage | 120VDC -- 450VDC |
| Number of Independent MPP Trackers/Strings Per MPP Tracker | 2/1 |
| Max. input current per MPP tracker | 16A |
| Maximum PV Array Open Circuit Voltage | 500VDC |
| Maximum Solar Charge Current | 100A |
| AC Charger | |
| Charge Current | 80A |
| AC Input Voltage | 230VAC |
| Selectable Voltage Range | 170-280 VAC (For Personal Computers) ; 90-280 VAC (For Home Appliances) |
| Frequency Range | 50Hz/60Hz (Auto sensing) |
| Physical | |
| Protection Degree | IP20 |
| Dimension (W/H/D) | 440/395/132mm |
| Net Weight (kgs) | 13.5 |
| Operating Environment | |
| Humidity | 5% to 95% Relative Humidity(Non-condensing) |
| Altitude | <2000m |
| Operating Temperature | 0°C - 55°C |
| Storage Temperature | -15°C - 60°C |

SPF 3000~5000 ES

- Integrated MPPT charge controller.
- Equalization charging function.
- Work with or without battery
- PV input voltage up to 450VDC.
- Configurable grid or solar input priority.
- Optional WIFI/GPRS remote monitoring
- Support parallel operation for capacity expansion up to 30kW.
- PV and grid power the load jointly if PV energy is insufficient.
- Flexibly schedule the Inverter charging and discharging time.



GROWATT

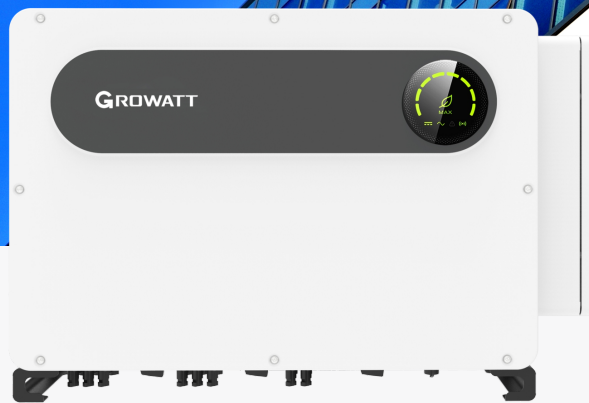
— Off grid Solar Inverter

P O W E R
- I N G
T O M O -
R R O W O

| Datasheet | SPF 3000 ES | SPF 3500 ES | SPF 5000 ES |
|---|---|----------------------|---------------|
| Battery Voltage | 48VDC | | |
| Battery type | Lithium/Lead-acid | | |
| INVERTER OUTPUT | | | |
| Rated Power | 3000VA/ 3000W | 3500VA/ 3500W | 5000VA/ 5000W |
| Parallel Capability | NO | Yes, 6 units maximum | |
| AC Voltage Regulation (Battery Mode) | 230VAC ± 5% @ 50/60Hz | | |
| Surge Power | 60000VA | 7000VA | 10000VA |
| Efficiency (Peak) | 93% | | |
| Waveform | Pure sine wave | | |
| Transfer Time | 10ms typical, 20ms Max | | |
| SOLAR CHARGER | | | |
| Maximum PV Array Power | 4000W | 4500W | 6000W |
| MPPT Range @ Operating Voltage | 120VDC – 430VDC | | |
| Number of Independent MPPT Trackers/ Strings Per MPPT Tracker | 1/1 | | |
| Maximum PV Array Open Circuit Voltage | 450VDC | | |
| Maximum Solar Charge Current | 60A | 80A | 100A |
| AC CHARGER | | | |
| Charge Current | 60A | 80A | |
| AC Input Voltage | 230 VAC | | |
| Selectable Voltage Range | 170-280 VAC (For Personal Computers) ; 90-280 VAC (For Home Appliances) | | |
| Frequency Range | 50Hz/60Hz (Auto sensing) | | |
| PHYSICAL | | | |
| Protection Degree | IP20 | | |
| Dimension (W/H/D) | 330/485/135mm | | |
| Net Weight | 11.5kg | 11.5kg | 12kg |
| OPERATING ENVIRONMENT | | | |
| Humidity | 5% to 95% Relative Humidity(Non-condensing) | | |
| Altitude | <2000m | | |
| Operating Temperature | 0°C - 55°C | | |
| Storage Temperature | -15°C - 60°C | | |

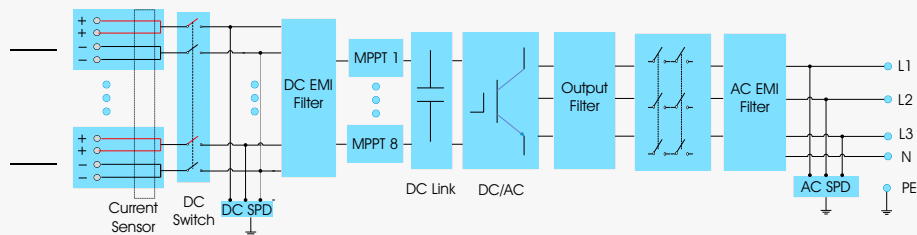
MAX 100~125KTL3-X2 LV

- 8 MPPTs fusefree design
- Max. string current up to 22.5A
- Smart IV scan and diagnosis
- Intelligent string monitoring
- AC&DC type II SPD
- IP66 protection



On grid
Solar Inverter

Topology Diagram




| Datasheet | MAX 100KTL3-X2 LV | MAX 110KTL3-X2 LV | MAX 120KTL3-X2 LV | MAX 125KTL3-X2 LV |
|--|---|----------------------------|----------------------------|----------------------------|
| Input data (DC) | | | | |
| Max. DC voltage | | | 1100V | |
| Start voltage | | | 195V | |
| Nominal voltage | | | 600V | |
| MPP voltage range | | | 180V-1000V | |
| No. of MPP trackers | | | 8 | |
| No. of PV strings per MPP tracker | | | 2 | |
| Max. input current per MPP tracker | | | 45A | |
| Max. short-circuit current per MPP tracker | | | 56.5A | |
| Output data (AC) | | | | |
| AC nominal power | 100000W | 110000W | 120000W | 125000W |
| Max. AC apparent power | 110000VA | 121000VA | 132000VA | 137500VA |
| Nominal AC voltage (range*) | 220V/380V, 230V/400V (340-440V) | | | |
| AC grid frequency (range*) | 50/60 Hz(45-55Hz/55-65 Hz) | | | |
| Max. output current | 158.8A@400V 167.1A@380V | 174.6A@400V 183.8A@380V | 190.5A@400V 200.5A@380V | 198.5A@400V 208.9A@380V |
| Adjustable power factor | 0.8leading ...0.8lagging | | | |
| THDI | < 3% | | | |
| AC grid connection type | 3W/N/PE | | | |
| Efficiency | | | | |
| Max. efficiency | | | 98.8% | |
| European efficiency | 98.4% | 98.5% | 98.5% | 98.5% |
| MPPT efficiency | 99.9% | | | |
| Protection devices | | | | |
| DC reverse polarity protection | Yes | | | |
| DC switch | Yes | | | |
| AC/DC surge protection | Type II / Type II | | | |
| Insulation resistance monitoring | Yes | | | |
| AC short-circuit protection | Yes | | | |
| Ground fault monitoring | Yes | | | |
| String detection | Yes | | | |
| Anti-PID function | Yes | | | |
| Arc fault detection (AFCI) | Yes | | | |
| General data | | | | |
| Dimensions (W / H / D) | 970/640/345mm | | | |
| Weight | 84kg | | | |
| Operating temperature range | -30°C ... +60°C | | | |
| Nighttime power consumption | < 1W | | | |
| Topology | Transformerless | | | |
| Cooling | Smart air cooling | | | |
| Protection degree | IP66 | | | |
| Relative humidity | 0-100% | | | |
| Altitude | 4000m | | | |
| DC connection | H4/MC4 (Max.6mm ²) | | | |
| AC connection | O1 Terminal (Max. 240mm ²) | | | |
| Display | LED/WIFI+APP | | | |
| Interfaces: RS485/USB/PLC/GPRS/4G/WIFI | Yes/Yes/Optional/Optional/Optional/Optional | | | |
| Warranty: 5 years / 10 years | Yes /Optional | | | |
| CE, IEC62116, IEC61727 | | | | |

* The AC voltage range and frequency range may vary depending on specific country grid standard.
All specifications are subject to change without notice.

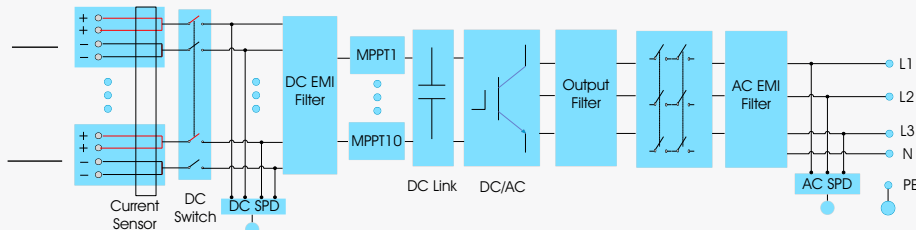
MAX 124~150KTL3-X MV

- 10 MPPTs fusefree design
- Smart I/V scan and diagnosis
- Intelligent string monitoring
- AC&DC type II SPD
- IP66 protection



On grid
Solar Inverter

Topology Diagram



Primary Specification

| Datasheet | MAX 124KTL3-X MV | MAX 125KTL3-X MV | MAX 136KTL3-X MV | MAX 150KTL3-X MV |
|--|------------------|------------------|---|------------------|
| Input data (DC) | | | | |
| Max. recommended PV power (for module STC) | 186000W | 187500W | 204000W | 204000W |
| Max. DC voltage | | | 1100V | |
| Start voltage | | | 195V | |
| Nominal voltage | | | 720V | |
| MPP voltage range | | | 180V-1000V | |
| No. of MPPT trackers | | | 10 | |
| No. of PV strings per MPPT tracker | | | 2 | |
| Max. input current per MPPT tracker | | | 32A | |
| Max. short-circuit current per MPPT tracker | | | 40A | |
| Output data (AC) | | | | |
| AC nominal power | 124000W | 125000W | 136000W | 150000W |
| Max. AC apparent power | 136400VA | 137500VA | 150000VA | 165000VA |
| Nominal AC voltage(range*) | | | 237V/480V 422-528VAC | |
| AC grid frequency (range*) | | | 50/60 Hz (45~55Hz/59.5-60.5 Hz) | |
| Max. output current | 164.1A | 165.4A | 179.9A | 198.5A |
| Adjustable power factor | | | 0.8leading ...0.8lagging | |
| THDi | | | <3% | |
| AC grid connection type | | | 3W/N/PE | |
| Efficiency | | | | |
| Max. efficiency | | | 99.00% | |
| European efficiency | | | 98.50% | |
| MPPT efficiency | | | 99.90% | |
| Protection devices | | | | |
| DC reverse polarity protection | | | Yes | |
| DC switch | | | Yes | |
| AC/DC surge protection | | | Type II / Type II | |
| Insulation resistance monitoring | | | Yes | |
| AC short-circuit protection | | | Yes | |
| Ground fault monitoring | | | Yes | |
| String detection | | | Yes | |
| Anti PID function | | | Opt | |
| Arc fault detection (AFCI) | | | Opt | |
| General data | | | | |
| Dimensions (W / H / D) | | | 970/640/345mm | |
| Weight | | | 84kg | |
| Operating temperature range | | | -30°C ... +60°C | |
| Nighttime power consumption | | | < 1W | |
| Topology | | | Transformerless | |
| Cooling | | | Smart Cooling | |
| Protection degree | | | IP66 | |
| Relative humidity | | | 0~100% | |
| Altitude | | | 4000m | |
| DC connection | | | H4/MC4 | |
| AC connection | | | OT Terminal connectors (Max. 240mm ²) | |
| Display | | | LED/WIFI+APP | |
| Interfaces: RS485 / USB / PLC | | | Yes/Yes /Optional | |
| Warranty: 5 years / 10 years | | | Yes /Optional | |
| CE, IEC62116, IEC61727, ROHS, UL1741, IEEE1547 | | | | |

* The AC voltage range and frequency range may vary depending on specific country grid standard.
All specifications are subject to change without notice.

MID 30~50KTL3-X2

- Maximum string input current 16A
- Type II SPD on DC and AC side
- I/V curve scanning
- Intelligent string monitoring
- AFCI function ready



P O W E R
- I N G
T O M O -
R R O W O

GROWATT

On grid
Solar Inverter



| Datasheet | MID 30KTL3-X2 | MID 33KTL3-X2 | MID 36KTL3-X2 | MID 40KTL3-X2 | MID 50KTL3-X2 |
|--|---|---------------|---------------|---------------|---------------|
| Input data (DC) | | | | | |
| Max. recommended PV power (for module STC) | 45000W | 49500W | 54000W | 60000W | 75000W |
| Max. DC voltage | 1100V | | | | |
| Start voltage | 200V | | | | |
| Normal voltage | 600V | | | | |
| MPPT voltage range | 200-1000V | | | | |
| No. of MPP trackers | 2 | 3 | 3 | 4 | 4 |
| No. of PV strings per MPP tracker | 2/3 | 2 | 2 | 2 | 2 |
| Max. input current per MPP tracker | 32A/48A | 32A | 32A | 32A | 32A |
| Max. short-circuit current per MPP tracker | 40A/60A | 40A | 40A | 40A | 40A |
| Output data (AC) | | | | | |
| AC nominal power | 30000W | 33000W | 36000W | 40000W | 50000W |
| Max. AC apparent power | 33300VA | 36600VA | 40000VA | 44400VA | 55500VA |
| Nominal AC voltage (range*) | 220V/380V, 230V/400V (340-440V) | | | | |
| AC grid frequency (range*) | 50/60 Hz (45-55Hz/55-65 Hz) | | | | |
| Max. output current | 50.5A | 55.5A | 60.6A | 67.3A | 84.1A |
| Adjustable power factor | 0.8leading...0.8lagging | | | | |
| THDi | <3% | | | | |
| AC grid connection type | 3W+N+PE | | | | |
| Efficiency | | | | | |
| Max. efficiency | 98.8% | | | | |
| European efficiency | 98.5% | | | | |
| MPPT efficiency | 99.9% | | | | |
| Protection devices | | | | | |
| DC reverse polarity protection | Yes | | | | |
| DC Switch | Yes | | | | |
| AC/DC surge protection | Type II / Type II | | | | |
| Insulation resistance monitoring | Yes | | | | |
| AC short-circuit protection | Yes | | | | |
| Ground fault monitoring | Yes | | | | |
| Grid monitoring | Yes | | | | |
| Anti-islanding protection | Yes | | | | |
| Residual-current monitoring unit | Yes | | | | |
| String monitoring | Yes | | | | |
| AFCI protection | Optional | | | | |
| General data | | | | | |
| Dimensions (W / H / D) | 528/415/225mm | 580/435/230mm | 580/435/230mm | 580/435/230mm | 580/435/230mm |
| Weight | 24kg | 34kg | 34kg | 38kg | 38kg |
| Operating temperature range | -25°C ... +60°C | | | | |
| Nighttime power consumption | < 1W | | | | |
| Topology | Transformerless | | | | |
| Cooling | Smart air cooling | | | | |
| Protection degree | IP66 | | | | |
| Relative humidity | 0-100% | | | | |
| Altitude | 4000m | | | | |
| DC connection | H4/MC4(Optional) | | | | |
| AC connection | Cable gland+OT terminal | | | | |
| Display | OLED+LED/WIFI+APP | | | | |
| Interfaces: RS485/USB/WIFI/GPRS/RF/LAN | Yes/Yes/Optional/Optional/Optional/Optional | | | | |
| Warranty: 5 years / 10 years | Yes/Optional | | | | |

CE, VDE 0126, Greece EN 50549-1, C10/C11, UTE C 15-712, IEC 60068, IEC 61683, CEI 0-21, N 4105, TOR Erzeuger, G98/G99, G100, UNE 217001, UNE 206007, PO122

* The AC voltage range and frequency range may vary depending on specific country grid standard. All specifications are subject to change without notice.

On grid
Solar Inverter

MID 17~20K TL3-X



- Max efficienza 98,75%
- Doppi inseguitori MPP
- Scaricatori di Tipo II lato AC e DC
- Comandi Touch e Display OLED
- Supporta la funzione Controllo Esportazione

Datasheet

| Codice Growatt Codice di acquisto | MID 17KTL3-X GWMID17KTLX | MID 20KTL3-X GWMID20KTLX |
|--|-----------------------------|----------------------------------|
| Parametri d'ingresso (DC) | | |
| Potenza PV massima raccomandata (per modulo STC) | 25500W | 30000W |
| Massima tensione DC | | 1100V |
| Tensione di attivazione (V start) | | 250V |
| Tensione nominale | | 580V |
| Intervallo di tensione MPPT | | 160V-1000V |
| Numero di inseguitori MPP | | 2 |
| Stinghe per inseguitori MPP | | 2 |
| Corrente max. in ingresso per MPPT | | 27A |
| Corrente max. di cc per MPPT | | 33.8A |
| Parametri d'uscita (AC) | | |
| Potenza di uscita AC nominale | 17000W | 20000W |
| Max Potenza apparente AC | 18800VA | 22000VA |
| Tensione nominale AC (range) (*1) | | 220V/380V, 230V/400V (340-440V) |
| Frequenza di rete AC (range) | | 50/60 Hz (45-55Hz/55-65 Hz) |
| Massima corrente in uscita | 27.4A | 31.9A |
| Fattore di potenza configurabile | | 0,8 in anticipo...0,8 in ritardo |
| Distorsione armonica totale THDI | | <3% |
| Connessione AC | | 3W+N+PE |
| Efficienza di conversione | | |
| Efficienza massima | | 98.75% |
| Euro Efficienza | | 98.6% |
| Efficienza MPPT | | 99.9% |
| Dispositivi di sicurezza | | |
| Protezione inversione di polarità DC | | Si |
| Sezionatore DC | | Si |
| Protezione sovratensioni AC/DC | | Tipo II / Tipo II |
| Monitoraggio resistenza isolamento | | Si |
| Protezione cortocircuito AC | | Si |
| Dispositivo rilevamento guasto a terra | | Si |
| Monitoraggio di rete | | Si |
| Protezione Anti-islanding | | Si |
| Dispositivo monitor. corrente di dispersione su tutti i poli | | Si |
| Monitoraggio stinghe | | Si |
| Protezione AFCI | | Si |
| Dati generali | | |
| Dimensioni (L / A / P) in mm | | 525/395/222mm |
| Peso | | 23kg |
| Intervallo di temperat. d'esercizio | | -25 °C ... +60 °C |
| Consumo: modalità notturna | | < 1W |
| Topologia | | Senza trasformatore |
| Sistema di raffreddamento | | Ventilazione controllata |
| Grado di protezione ambientale | | IP65 |
| Umidità relativa | | 0-100% |
| Altitudine | | 4000m |
| Connessione DC | | H4 |
| Connessione AC | | Passacavo+Terminali ad occhiello |
| Display | | OLED+LED/WIFI+APP |
| Interfacce:USB/RS485/Wi-Fi /GPRS/LAN/RF | | Si / Si / opz / opz / opz / opz |
| Garanzia | | 10 anni |

CE, VDE0126, Greece, EN50549, C10/C11, ITC C 15-712, IEC62116, IEC61727, IEC 60068, IEC 61683, CED-21, N4105, TOR Erzeuger, G98/G99, G100, UNE217001, UNE206007, PO12.2, KSC8565

(*1) - La tensione di rete può variare in funzione delle normative di rete locali
Tutte le specifiche sono soggette a modifiche senza preavviso

S6-EH3P(29.9-50)K-H


Solis Three Phase High Voltage Energy Storage Inverters

Features:

- 2 seconds of 160% overload capability
- Supports a maximum input current of 20A, making it ideal for all high-power PV modules of any brand
- Real-time battery monitoring, remote upgrade, and battery healing function to prolong battery life
- Supports peak shaving features in "self-use" and "generator" modes
- Supports Unbalanced and Half-Wave Loads on both the Grid and Backup Port
- A wide battery voltage range accommodates the prevalent high-voltage lithium batteries found in the market
- Battery charging/discharging current 140A/70A+70A, suitable for 280Ah cell standard 0.5C application condition
- Supports 200% DC/AC ratio and makes full use of PV charging, providing a long backup

Models:

- S6-EH3P29.9K-H
- S6-EH3P30K-H
- S6-EH3P40K-H
- S6-EH3P50K-H



DATASHEET

S6-EH3P(29.9-50)K-H

| Models | 29.9K | 30K | 40K | 50K |
|--|--------------------|--|---|-----------------|
| Input DC (PV side) | | | | |
| Recommended max. PV array size | 59.8 kW | 60 kW | 80 kW | 100 kW |
| Max. usable PV input power | 59.8 kW | 60 kW | 80 kW | 96 kW |
| Max. input voltage | | | 1000 V | |
| Rated voltage | | | 600 V | |
| Start-up voltage | | | 180 V | |
| MPPT voltage range | | | 150 - 850 V | |
| Max. input current | 40 A / 40 A / 40 A | | | 4 × 40 A |
| Max. short circuit current | 60 A / 60 A / 60 A | | | 4 × 60 A |
| MPPT number / Max. input strings number | 3 / 6 | | | 4 / 8 |
| Battery | | | | |
| Battery type | | | Li-ion | |
| Battery voltage range | | | 150 - 800 V | |
| Max. charge / discharge power | 32.1 kW | 33 kW | 44 kW | 55 kW |
| Max. charge / discharge current | | | 70 A × 2 ⁽¹⁾ | |
| No. of battery inputs | | | 2 | |
| Max. charge / discharge power of each input | 32.1 kW | 33 kW | 35 kW | 35 kW |
| Communication | | | CAN / RS485 | |
| Output AC (Grid side) | | | | |
| Rated output power | 29.9 kW | 30 kW | 40 kW | 50 kW |
| Max. apparent output power | 29.9 kVA | 30 kVA | 40 kVA | 50 kVA |
| Rated grid voltage | | 3/N/PE, 220 V / 380 V; 3/N/PE, 230 V / 400 V | | |
| Rated grid frequency | | 50 Hz / 60 Hz | | |
| Rated grid output current | 45.4 A / 43.2 A | 45.6 A / 43.3 A | 60.8 A / 57.7 A | 76 A / 72.2 A |
| Max. output current | 45.4 A / 43.2 A | 45.6 A / 43.3 A | 60.8 A / 57.7 A | 76 A / 72.2 A |
| Power factor | | > 0.99 (0.8 leading - 0.8 lagging) | | |
| THDi | | < 3% | | |
| Input AC (Grid side) | | | | |
| Max. AC passthrough current | 90.8 A / 86.4 A | 91.2 A / 86.6 A | 121.6 A / 115.4 A | 152 A / 144.4 A |
| Rated input voltage | | 3/N/PE, 220 V / 380 V; 3/N/PE, 230 V / 400 V | | |
| Rated input frequency | | 50 Hz / 60 Hz | | |
| Input Generator | | | | |
| Max. input power | 29.9 kW | 30 kW | 40 kW | 50 kW |
| Rated input current | 45.4 A / 43.2 A | 45.6 A / 43.3 A | 60.8 A / 57.7 A | 76 A / 72.2 A |
| Rated input voltage | | 3/N/PE, 220 V / 380 V; 3/N/PE, 230 V / 400 V | | |
| Rated input frequency | | 50 Hz / 60 Hz | | |
| Output AC (Back-up) | | | | |
| Rated output power | 29.9 kW | 30 kW | 40 kW | 50 kW |
| Max. apparent output power | | | 1.6 times of rated power, 2 s | |
| Back-up switch time | | | < 10 ms | |
| Rated output voltage | | 3/N/PE, 220 V / 380 V; 3/N/PE, 230 V / 400 V | | |
| Rated frequency | | 50 Hz / 60 Hz | | |
| Rated output current | 45.4 A / 43.2 A | 45.6 A / 43.3 A | 60.8 A / 57.7 A | 76 A / 72.2 A |
| THDv (@linear load) | | | < 2% | |
| Efficiency | | | | |
| Max. efficiency | | | 97.8% | |
| EU efficiency | | | 97.4% | |
| BAT charged by PV max. efficiency | | | 98.5% | |
| BAT charged / discharged to AC max. efficiency | | | 97.5% | |
| Protection | | | | |
| Anti-islanding protection | | | Yes | |
| Output over current protection | | | Yes | |
| Short circuit protection | | | Yes | |
| Integrated DC switch | | | Yes | |
| DC reverse-polarity protection | | | Yes | |
| Surge protection | | | DC Type II / AC Type II | |
| Integrated AFCI 2.0 | | | Optional | |
| General Data | | | | |
| Dimensions (W × H × D) | | | 530 × 880 × 290 mm | |
| Weight | | | 73 kg | |
| Topology | | | Transformerless | |
| Self-consumption (night) | | | < 35 W | |
| Operating ambient temperature range | | | -25 ~ +60°C | |
| Relative humidity | | | 0 - 95% | |
| Ingress protection | | | IP66 | |
| Cooling concept | | | Intelligent fan-cooling | |
| Max. operation altitude | | | 4000 m | |
| Grid connection standard | | | G99, VDE-AR-N 4105/VDE V 0124, EN 50549-1/EN 50549-10, VDE 0126/UTE C 15/VFR:2019, NTS 631/RD 1699/RD 244/UNE 206006/UNE 206007-1, CEI 0-21, C10/11, NRS 097-2-1, TOR, EIFS 2018.2, IEC 62116, IEC 61727, IEC 60068, IEC 61683, EN 50530, MEA, PEA, PORTARIA Nº 140, DE 21 DE MARÇO DE 2022 | |
| Safety / EMC standard | | | IEC/EN 62109-1/-2, IEC/EN 61000-6-2/-4, EN 55011 | |
| Features | | | | |
| PV connection | | | MC4 Quick connection plug | |
| Battery connection | | | Terminal connector | |
| AC connection | | | Terminal Block | |
| Display | | | 7.0" LCD display & Bluetooth + APP | |
| Communication | | | CAN, RS485, Ethernet, Optional: Wi-Fi, Cellular, LAN | |

(1) Supporting parallel 140A input.

Solis-(80-110)K-5G-PRO

Solis Three Phase Inverters

>> Models:

Solis-80K-5G-PRO

Solis-100K-5G-PRO

Solis-110K-5G-PRO



Efficient

- 6/8 MPPTs, max. efficiency 98.7%
- > 150% DC/AC ratio
- Compatible with bifacial modules

Smart

- Night SVG function
- Intelligent string monitoring, smart I-V curve scan
- Remote firmware upgrade with simple operation

Safe

- IP66
- AFCI protection, proactively reduces fire risk
- Globally recognised branded componentry for longer life

Economic

- Power line communication (PLC) (optional)
- DC side supports "Y" connector
- Supports aluminium wire access to reduce cost

DATASHEET

| Models | Solis-(80-110)K-5G-PRO | | |
|---|---|---|-------------------|
| | 80K | 100K | 110K |
| Input DC | | | |
| Max. input voltage | 1100 V | | |
| Rated voltage | 600 V | | |
| Start-up voltage | 180 V | | |
| MPPT voltage range | 160-1000 V | | |
| Max. input current | 36 A / 32 A / 36 A / 32 A / 36 A / 32 A | 36 A / 32 A / 36 A / 32 A / 36 A / 32 A | |
| Max. short circuit current | 6*50 A | 8*50 A | |
| MPPT number/Max. input strings number | 6/12 | 8/16 | |
| Output AC | | | |
| Rated output power | 80 kW | 100 kW | 110 kW |
| Max. apparent output power | 88 kVA | 110 kVA | 121 kVA |
| Max. output power | 88 kW | 110 kW | 121 kW |
| Rated grid voltage | 3/N/PE, 220 V / 380 V | 3/N/PE, 220 V / 380 V, 230 V / 400 V | |
| Rated grid frequency | 50 Hz / 60 Hz | | |
| Rated grid output current | 121.6 A | 152.0 A/144.3 A | 167.1 A / 158.8 A |
| Max. output current | 133.7 A | 167.1 A | 183.8 A |
| Power factor | >0.99 (0.8 leading - 0.8 lagging) | | |
| THDi | <3% | | |
| Efficiency | | | |
| Max. efficiency | 98.7% | | |
| EU efficiency | 98.3% | | |
| Protection | | | |
| DC reverse-polarity protection | Yes | | |
| Short circuit protection | Yes | | |
| Output over current protection | Yes | | |
| Surge protection | DC Type II / AC Type II | | |
| Grid monitoring | Yes | | |
| Anti-islanding protection | Yes | | |
| Temperature protection | Yes | | |
| Strings monitoring | Yes | | |
| I/V Curve scanning | Yes | | |
| Integrated DC switch | Yes | | |
| Integrated AFCI (DC arc-fault circuit protection) | Yes ⁽¹⁾ | | |
| General Data | | | |
| Dimensions (W*H*D) | 1183*585*363 mm | | |
| Weight | 76 kg | 93 kg | |
| Topology | Transformerless | | |
| Self-consumption (night) | <2 W | | |
| Operating ambient temperature range | -30 ~ +60°C | | |
| Relative humidity | 0-100% | | |
| Ingress protection | IP66 | | |
| Cooling concept | Intelligent redundant fan-cooling | | |
| Max. operation altitude | 4000 m | | |
| Grid connection standard | G99, IEC61727 | | |
| Safety/EMC standard | IEC/EN 62109-1/-2, IEC/EN 61000-6-2/-4 | | |
| Features | | | |
| DC connection | MC4 connector | | |
| AC connection | OT terminal (max. 240 mm ²) | | |
| Display | LCD | | |
| Communication | RS485, Optional: Wi-Fi, GPRS, PLC | | |

(1) Activation required.



-Solar Panel

LONGI

JinKO *Solar*
Building Your Trust in Solar




Solar Panel



Tiger Neo N-type 78HL4-BDV 590-610 Watt

BIFACIAL MODULE WITH
DUAL GLASS



N-Type

Positive power tolerance of 0~+3%

IEC61215(2016), IEC61730(2016)

ISO9001:2015: Quality Management System

ISO14001:2015: Environment Management System

ISO45001:2018
Occupational health and safety management systems

Key Features



SMBB Technology

Better light trapping and current collection to improve module power output and reliability.



PID Resistance

Excellent Anti-PID performance guarantee via optimized mass-production process and materials control.



Higher Power Output

Module power increases 5-25% generally, bringing significantly lower LCOE and higher IRR.



Hot 2.0 Technology

The N-type module with Hot 2.0 technology has better reliability and lower LID/LETID.

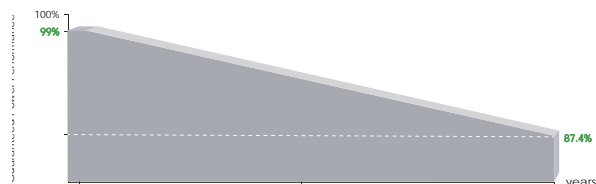


Enhanced Mechanical Load

Certified to withstand: wind load (2400 Pascal) and snow load (5400 Pascal).



LINEAR PERFORMANCE WARRANTY

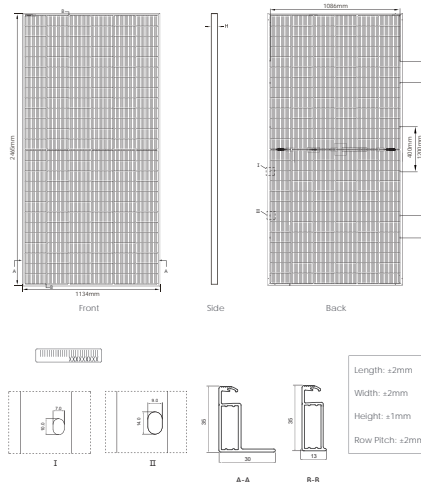


12 Year Product Warranty

30 Year Linear Power Warranty

0.40% Annual Degradation Over 30 years

Engineering Drawings

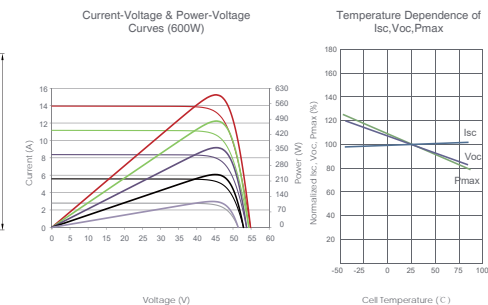


Packaging Configuration

(Two pallets = One stack)

31pcs/pallets, 62pcs/stack, 496pcs/ 40'HQ Container

Electrical Performance & Temperature Dependence



Mechanical Characteristics

| | |
|---------------|---|
| Cell Type | N type Mono-crystalline |
| No. of cells | 156 (2x78) |
| Dimensions | 2465x1134x35mm (97.05x44.65x1.38 inch) |
| Weight | 34.6kg (76.38 lbs) |
| Front Glass | 2.0mm, Anti-Reflection Coating |
| Back Glass | 2.0mm, Heat Strengthened Glass |
| Frame | Anodized Aluminium Alloy |
| Junction Box | IP68 Rated |
| Output Cables | TUV 1x4.0mm ² (+): 400mm, (-): 200mm or Customized Length |

SPECIFICATIONS

| Module Type | JKM590N-78HL4-BDV | | JKM595N-78HL4-BDV | | JKM600N-78HL4-BDV | | JKM605N-78HL4-BDV | | JKM610N-78HL4-BDV | |
|---|-------------------|--------|-------------------|--------|-------------------|--------|-------------------|--------|-------------------|--------|
| | STC | NOCT | STC | NOCT | STC | NOCT | STC | NOCT | STC | NOCT |
| Maximum Power (Pmax) | 590Wp | 444Wp | 595Wp | 447Wp | 600Wp | 451Wp | 605Wp | 455Wp | 610Wp | 459Wp |
| Maximum Power Voltage (Vmp) | 44.91V | 41.89V | 45.08V | 42.00V | 45.25V | 42.12V | 45.42V | 42.23V | 45.60V | 42.35V |
| Maximum Power Current (Imp) | 13.14A | 10.59A | 13.20A | 10.65A | 13.26A | 10.71A | 13.32A | 10.77A | 13.38A | 10.83A |
| Open-circuit Voltage (Voc) | 54.76V | 52.02V | 54.90V | 52.15V | 55.03V | 52.27V | 55.17V | 52.41V | 55.31V | 52.54V |
| Short-circuit Current (Isc) | 13.71A | 11.07A | 13.79A | 11.13A | 13.87A | 11.20A | 13.95A | 11.26A | 14.03A | 11.33A |
| Module Efficiency STC (%) | 21.11% | | 21.29% | | 21.46% | | 21.64% | | 21.82% | |
| Operating Temperature(°C) | -40°C~+85°C | | | | | | | | | |
| Maximum system voltage | 1500VDC (IEC) | | | | | | | | | |
| Maximum series fuse rating | 30A | | | | | | | | | |
| Power tolerance | 0~+3% | | | | | | | | | |
| Temperature coefficients of Pmax | -0.30%/°C | | | | | | | | | |
| Temperature coefficients of Voc | -0.25%/°C | | | | | | | | | |
| Temperature coefficients of Isc | 0.046%/°C | | | | | | | | | |
| Nominal operating cell temperature (NOCT) | 45±2°C | | | | | | | | | |
| Refer. Bifacial Factor | 80±5% | | | | | | | | | |

BIFACIAL OUTPUT-REAR SIDE POWER GAIN

| | | JKM590N-78HL4-BDV | JKM595N-78HL4-BDV | JKM600N-78HL4-BDV | JKM605N-78HL4-BDV | JKM610N-78HL4-BDV |
|-----|---------------------------|-------------------|-------------------|-------------------|-------------------|-------------------|
| 5% | Maximum Power (Pmax) | 620Wp | 625Wp | 630Wp | 635Wp | 641Wp |
| | Module Efficiency STC (%) | 22.16% | 22.35% | 22.54% | 22.73% | 22.91% |
| 15% | Maximum Power (Pmax) | 679Wp | 684Wp | 690Wp | 696Wp | 702Wp |
| | Module Efficiency STC (%) | 24.27% | 24.48% | 24.68% | 24.89% | 25.10% |
| 25% | Maximum Power (Pmax) | 738Wp | 744Wp | 750Wp | 756Wp | 763Wp |
| | Module Efficiency STC (%) | 26.38% | 26.61% | 26.83% | 27.05% | 27.28% |

*STC: ☀ Irradiance 1000W/m² 📱 Cell Temperature 25°C ☁ AM=1.5
 NOCT: ☀ Irradiance 800W/m² 📱 Ambient Temperature 20°C ☁ AM=1.5 🌀 Wind Speed 1m/s


TIGER Neo

66HL5-BDV

710-735 Watt

BIFACIAL MODULE WITH DUAL GLASS

N-type



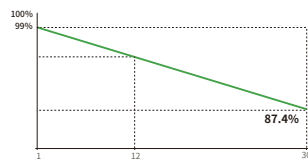
N-type Technology

N-type modules with Tunnel Oxide Passivating Contacts (TOPCon) technology offer lower LID/LeTID degradation and better low light performance.



HOT 3.0 Technology

N-type modules with JinkoSolar's HOT 3.0 technology offer better reliability and efficiency.



Dual-Sided Power Generation

Dual-sided power generation gain increases with backside exposure to light, significantly reducing LCOE.



Mechanical Load Enhanced

Certified to withstand:
5400 Pa front side max static test load
2400 Pa rear side max static test load



SMBB Technology

Better light trapping and current collection to improve module power output and reliability.



Anti-PID Guarantee

Minimizes the chance of degradation caused by PID phenomena through optimization of cell production technology and material control.

12 Year Product Warranty | **30** Year Linear Power Warranty | **1%** First Year Degradation | **0.40%** Annual Degradation Over 30 Years

- IEC61215:2021 / IEC61730:2023
- IEC61701 / IEC62716 / IEC60068 / IEC62804
- ISO9001:2015: Quality Management System
- ISO14001:2015: Environment Management System
- ISO45001:2018: Occupational health and safety management systems



JKM710-735N-66HL5-BDV-Z3-EU

66HL5-BDV 710-735 Watt

Mechanical Characteristics

| | |
|-------------------------------------|--|
| Cell Type | N-type Mono-crystalline |
| No. of cells | 132 (66×2) |
| Dimensions | 2384×1303×33 mm |
| Weight | 37.5 kg |
| Front Glass | 2.0 mm, Anti-Reflection Coating |
| Back Glass | 2.0 mm, Heat Strengthened Glass |
| Frame | Anodized Aluminium Alloy |
| Junction Box | IP68 Rated |
| Protection Class | Class II |
| IEC Fire Type | Class C |
| Connector Type | JK03M / JK03M2 / Others* |
| Output Cables (Including Connector) | 4.0 mm ² (+): 400 mm, (-): 200 mm or Customized Length |

* MC4 and MC4-EVO2 available upon request and subject to availability

Packaging Configuration

| | |
|--|---|
| Pallet Dimensions | 1325×1121×2496 mm |
| Packing Detail (Two pallets = One stack) | 33 pcs/pallets, 594 pcs/ 40'HQ Container |

Specifications (STC)

| | 710 | 715 | 720 | 725 | 730 | 735 |
|---------------------------------|------------|-------|-------|-------|-------|-------|
| Maximum Power - Pmax [Wp] | 710 | 715 | 720 | 725 | 730 | 735 |
| Maximum Power Voltage - Vmp [V] | 40.65 | 40.77 | 40.89 | 41.00 | 41.11 | 41.23 |
| Maximum Power Current - Imp [A] | 17.47 | 17.54 | 17.61 | 17.69 | 17.76 | 17.83 |
| Open-circuit Voltage - Voc [V] | 48.73 | 48.88 | 49.04 | 49.20 | 49.36 | 49.52 |
| Short-circuit Current - Isc [A] | 18.53 | 18.60 | 18.67 | 18.74 | 18.81 | 18.88 |
| Module Efficiency STC [%] | 22.86 | 23.02 | 23.18 | 23.34 | 23.50 | 23.66 |
| Power Sorting | 0 ~ + 3 % | | | | | |
| Temperature Coefficient of Pmax | -0.29 %/°C | | | | | |
| Temperature Coefficient of Voc | -0.25 %/°C | | | | | |
| Temperature Coefficient of Isc | 0.045 %/°C | | | | | |

STC: Irradiance 1000W/m², Cell Temperature 25°C, AM=1.5

Specifications (BNPI)

| | 784 | 790 | 795 | 800 | 805 | 810 |
|---------------------------------|-------|-------|-------|-------|-------|-------|
| Maximum Power - Pmax [Wp] | 784 | 790 | 795 | 800 | 805 | 810 |
| Maximum Power Voltage - Vmp [V] | 40.66 | 40.80 | 40.92 | 41.03 | 41.14 | 41.25 |
| Maximum Power Current - Imp [A] | 19.28 | 19.36 | 19.43 | 19.50 | 19.57 | 19.64 |
| Open-circuit Voltage - Voc [V] | 48.72 | 48.85 | 48.99 | 49.12 | 49.25 | 49.38 |
| Short-circuit Current - Isc [A] | 20.48 | 20.55 | 20.63 | 20.71 | 20.79 | 20.87 |

BNPI: Irradiance: front 1000W/m², rear 135W/m², Cell Temperature 25°C, AM=1.5

Application Conditions

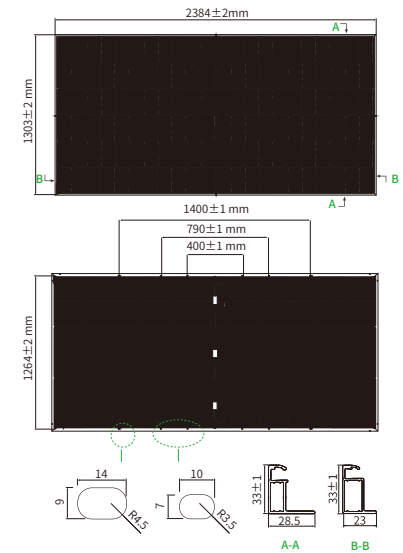
| | |
|----------------------------|---|
| Operating Temperature | -40 °C ~ +70 °C |
| Maximum System Voltage | 1500 VDC (IEC) |
| Maximum Series Fuse Rating | 35 A |
| Bifaciality Coefficients | φVoc: 98±5 %, φIsc: 80±5 %, φPmax: 80±5 % |



© 2025 Jinko Solar Co., Ltd. All rights reserved.

Note: Please read the safety and installation manual before using the product. We reserve the right of final interpretation. The specifications in this datasheet are subject to change without notice.

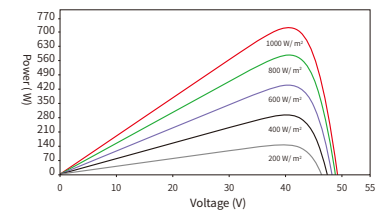
Engineering Drawings



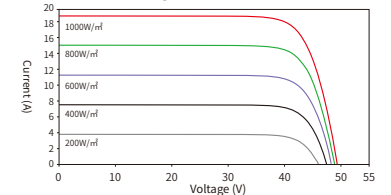
*Note: For specific dimensions and tolerance ranges, please refer to the corresponding detailed module drawings.

Electrical Performance

Power-Voltage Curves (66HL5-BDV 725W)



Current-Voltage Curves (66HL5-BDV 725W)



JKM710-735N-66HL5-BDV-Z3-EU

Hi-MO 7

LR5-72HGD 560~590M

- High-performance PV modules for utility power plants
- Advanced HPDC cell technology delivers superior module efficiency and power
- High bifaciality and excellent power temperature coefficient achieves high energy yield
- LONGi lifecycle quality ensures long-term performance

12 12-year Warranty for Materials and Processing

30 30-year Warranty for Extra Linear Power Output

Complete System and Product Certifications

IEC 61215, IEC 61730, UL 61730
 ISO9001:2015: ISO Quality Management System
 ISO14001: 2015: ISO Environment Management System
 ISO45001: 2018: Occupational Health and Safety
 IEC62941: Guideline for module design qualification and type approval

LONGI



Hi-MO 7

LR5-72HGD 560~590M

22.8%
MAX MODULE EFFICIENCY

0~3%
POWER TOLERANCE

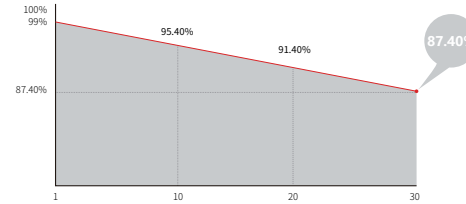
<1%
FIRST YEAR POWER DEGRADATION

0.4%
YEAR 2-30 POWER DEGRADATION

HALF-CELL
Lower operating temperature

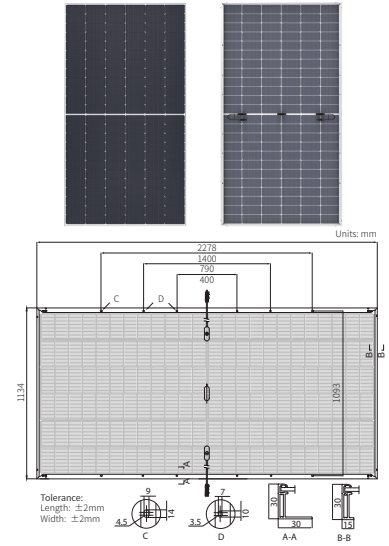
Additional Value

30-Year Power Warranty



Mechanical Parameters

| | |
|------------------|---|
| Cell Orientation | 144 (6×24) |
| Junction Box | IP68, three diodes |
| Output Cable | 4mm ² , +400, -200mm/±1400mm length can be customized |
| Glass | Dual glass, 2.0+2.0mm heat strengthened glass |
| Frame | Anodized aluminum alloy frame |
| Weight | 31.8kg |
| Dimension | 2278×1134×30mm |
| Packaging | 36pcs per pallet / 180pcs per 20' GP / 720pcs per 40' HC |



Electrical Characteristics

| Module Type | STC: AM1.5 1000W/m ² 25°C | | NOCT: AM1.5 800W/m ² 20°C | | 1m/s | | Test uncertainty for Pmax: ±3% | |
|----------------------------------|--------------------------------------|----------------|--------------------------------------|----------------|----------------|----------------|--------------------------------|-------|
| | LR5-72HGD-560M | LR5-72HGD-565M | LR5-72HGD-570M | LR5-72HGD-575M | LR5-72HGD-580M | LR5-72HGD-585M | LR5-72HGD-590M | |
| Testing Condition | STC | NOCT | STC | NOCT | STC | NOCT | STC | NOCT |
| Maximum Power (Pmax/W) | 560 | 426.3 | 565 | 430.1 | 570 | 433.9 | 575 | 437.7 |
| Open Circuit Voltage (Voc/V) | 50.99 | 48.46 | 51.09 | 48.55 | 51.19 | 48.65 | 51.30 | 48.75 |
| Short Circuit Current (Isc/A) | 13.89 | 11.16 | 13.97 | 11.22 | 14.05 | 11.29 | 14.14 | 11.35 |
| Voltage at Maximum Power (Vmp/V) | 42.82 | 40.69 | 42.91 | 40.78 | 43.00 | 40.87 | 43.11 | 40.97 |
| Current at Maximum Power (Imp/A) | 13.08 | 10.48 | 13.17 | 10.55 | 13.26 | 10.62 | 13.34 | 10.68 |
| Module Efficiency(%) | 21.7 | | 21.9 | | 22.1 | | 22.3 | |
| | | | | | 22.5 | | 22.6 | |
| | | | | | | | 22.8 | |

Electrical characteristics with different rear side power gain (reference to 575W front)

| Pmax /W | Voc/V | Isc /A | Vmp/V | Imp /A | Pmax gain |
|---------|-------|--------|-------|--------|-----------|
| 604 | 51.30 | 14.84 | 43.11 | 14.00 | 5% |
| 633 | 51.30 | 15.55 | 43.11 | 14.67 | 10% |
| 661 | 51.40 | 16.26 | 43.21 | 15.34 | 15% |
| 690 | 51.40 | 16.96 | 43.21 | 16.01 | 20% |
| 719 | 51.40 | 17.67 | 43.21 | 16.67 | 25% |

Operating Parameters

| | |
|------------------------------------|---------------------------|
| Operational Temperature | -40°C ~ +85°C |
| Power Output Tolerance | 0 ~ 3% |
| Maximum System Voltage | DC1500V (IEC/UL) |
| Maximum Series Fuse Rating | 30A |
| Nominal Operating Cell Temperature | 45±2°C |
| Protection Class | Class II |
| Bifaciality | 80±5% |
| Fire Rating | UL type 29 IEC Class C |

Mechanical Loading

| | |
|-----------------------------------|--------------------------------------|
| Front Side Maximum Static Loading | 5400Pa |
| Rear Side Maximum Static Loading | 2400Pa |
| Hailstone Test | 25mm Hailstone at the speed of 23m/s |

Temperature Ratings (STC)

| | |
|---------------------------------|------------|
| Temperature Coefficient of Isc | +0.045%/°C |
| Temperature Coefficient of Voc | -0.230%/°C |
| Temperature Coefficient of Pmax | -0.280%/°C |

LONGI

Specifications included in this datasheet are subject to change without notice. LONGI reserves the right of final interpretation. (20240722V19.3)



EME TECH



Sun-Pursuit Series

Monocrystalline
144 - cell Module

TW-555HT

530-555W

0-3% Positive Tolerance



Monocrystalline



Half Cell



10BB



Grade A

• MODULE FEATURES



High efficiency
PERC technology improves efficiency, increases power generation, and contributes to lower LCOE.



Lower heat spot Risk
Innovative circuit design and "Half Cell" structure decrease the temperature of heat spots and effectively reduce power loss.



Excellent low-light performance
Reliable performance in low-light conditions such as in the morning, at dusk or during raining days.



Resilient to wxtrme weather
Carefully selected materials ensure the module still works well under the condition of 2400Pa wind load and 5400Pa snow load.



PID resistant
High quality solar cell and advanced processing technology contribute to excellent PID resistance performance.

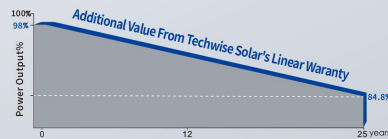
• Quality Certification



• Product Qualification



• Performance Warranty



12 12 Years Product Warranty

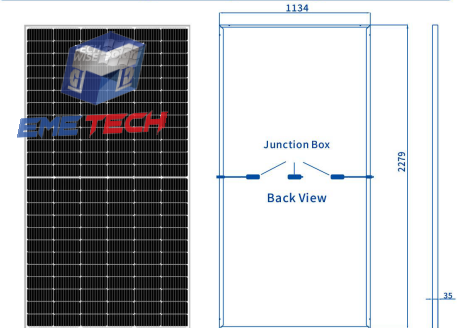
25 25 Years Linear Power Warranty

TW-555HT

• Product Specification •

| | |
|----------------------|-----------------------------------|
| Cell Type | Mono crystalline |
| Cell Quantity | 144 cell |
| Cell Size (mm) | 182*91 |
| Module Size (mm) | 2279*1134*35 |
| Module Weight (kg) | 27 |
| Glass Thickness (mm) | 3.2 |
| Frame Material | Anodized aluminum alloy |
| Junction Box | IP68 |
| Cable/Connector | 4mm ² , MC4 compatible |
| Cable Length | +300mm/-300mm; or Customize |
| Max System Volt (V) | 1500V DC |
| Max Fuse Rate (A) | 25 |
| Power Tolerance | 0+3% |

• Engineering Drawings •



• Electrical Characteristics •

STC standard performance >>>

| | | | | | | |
|----------------------|-------|-------|-------|-------|-------|-------|
| Power Level | 530 | 535 | 540 | 545 | 550 | 555 |
| Pmax(W) | 530 | 535 | 540 | 545 | 550 | 555 |
| Vmp(V) | 41.40 | 41.55 | 41.70 | 41.85 | 42.00 | 42.15 |
| Imp(A) | 12.81 | 12.88 | 12.95 | 13.03 | 13.10 | 13.17 |
| Voc(V) | 49.25 | 49.40 | 49.55 | 49.70 | 49.85 | 50.00 |
| Isc(A) | 13.73 | 13.79 | 13.85 | 13.91 | 13.97 | 14.02 |
| Module Efficiency(%) | 20.51 | 20.70 | 20.89 | 21.09 | 21.28 | 21.48 |

NOCT standard performance >>>

| | | | | | | |
|-------------|-------|-------|-------|-------|-------|-------|
| Power Level | 530 | 535 | 540 | 545 | 550 | 555 |
| Pmax(W) | 401 | 405 | 409 | 412 | 416 | 420 |
| Vmp(V) | 38.48 | 38.67 | 38.89 | 39.14 | 39.28 | 39.45 |
| Imp(A) | 10.42 | 10.47 | 10.52 | 10.53 | 10.59 | 10.65 |
| Voc(V) | 46.16 | 46.28 | 46.40 | 46.59 | 46.80 | 47.01 |
| Isc(A) | 11.05 | 11.09 | 11.13 | 11.17 | 11.21 | 11.25 |

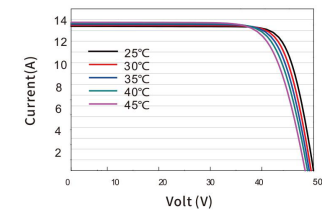
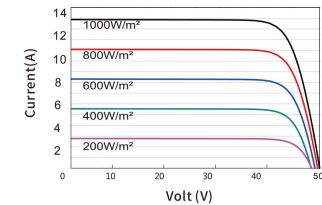
STC: Irradiance 1000W/m², Module Temperature 25°C, AM1.5

NOCT: Irradiance 800W/m², Ambient Temperature 20°C, Wind Speed 1m/s

• Temperature Characteristics •

| | |
|-----------------------------|---------------------------------------|
| Operating Temp (°C) | -40~85 |
| Operating Humidity (°C) | 5~85 |
| Hail Load Tolerance | 25mm hailstone with velocity of 23m/s |
| Temp Coefficient | -0.350 |
| Temp Coefficient Isc (%/°C) | 0.05 |
| Temp Coefficient Voc (%/°C) | -0.275 |
| Operating Temp (°C) | 44±2 |

• I-V Curve •



• Packaging Info •

| | |
|---------------------------|----------------|
| Pieces per Pallet | 31 |
| Size of Packaging (mm) | 2305*1125*1270 |
| Weight of per Pallet (kg) | 862 |
| Pieces per Container | 620 |
| Size of Container | 40'HC |

All data and specifications included in this brochure may subject to be modified without notice.